

GREENFIELD®



PRODUCT RANGE

LOCKERS

Entry level Lockers

- Pg 02 - 03 [Guardsman Baseline Lockers](#)
- Pg 03 - 04 [Guardsman Horizontal Lockers](#)
- Pg 04 - 05 [Guardsman Storage & Wardrobe Lockers](#)
- Pg 05 - 06 [Guardsman Mini Lockit](#)
- Pg 06 - 06 [Guardsman Postal Lockers](#)

Ventilated Lockers

- Pg 07 - 08 [Ventilex Baseline Lockers](#)
- Pg 08 - 09 [Ventilex Wall Mounted Lockers](#)
- Pg 09 - 10 [Ventilex Storage & Wardrobe Lockers](#)

Management Lockers

- Pg 10 - 11 [Celebrity Baseline Lockers](#)
- Pg 11 - 12 [Celebrity Storage & Wardrobe Lockers](#)
- Pg 13 - 13 [Celebrity Mini Lockit](#)
- Pg 14 - 14 [Celebrity Postal Lockers](#)

Spacesaver Lockers

- Pg 15 - 16 [Two Person Space Saver Lockers](#)

Heavy Duty Lockers

- Pg 16 - 17 [Securitec™ Heavy Duty Lockers](#)

Overalls Dispensing

- Pg 17 - 18 [Workwear Dispensing Lockers with Horizontal Hatch](#)
- Pg 18 - 19 [Workwear Dispensing Lockers with Vertical Hatch](#)
- Pg 20 - 21 [Multi Door Workwear Dispensing and Collection Lockers](#)

Coin Operated

- Pg 21 - 22 [Coin Operated Lockers](#)

Laptop

- Pg 22 - 23 [Laptop Lockers](#)

Secure Cell Phone Storage

- Pg 23 - 23 [Cell Phone Mini Lockit](#)

Lock Options

- Pg 24 - 25 [Lock Options](#)

Accessories

- Pg 25 - 27 [Locker Accessories](#)

BENCHES

Wall Mounted

- Pg 28 - 28 [Wall Mounted Bench Range](#)

Free Standing Bench Range

- Pg 29 - 29 [Single Sided](#)
- Pg 30 - 30 [Double Sided](#)

Locker Bench Range

- Pg 31 - 31 [Single Sided](#)
- Pg 32 - 32 [Double Sided](#)

Locker Stands Range

- Pg 33 - 33 [Single Sided](#)
- Pg 34 - 34 [Double Sided](#)

Canteen Bench Range

- Pg 35 - 35 [Single Sided](#)

CALL US NOW

011 393 1333/4/5/6

Address:

Sales & Administration
151 Berg River Road
Chloorkop ext.12
Kempton Park

Factory:

7th Street, Babelgi Industrial Sites,
Hammanskraal.

Guardsmen Baseline Lockers

GB001



GB002



GB004



GB006



Product information

- Entry level lockers.
- Good quality and low price.

Product Dimensions			
Height	Width	Depth	Locker
mm	mm	mm	Code
1800	300/380/450	450/500	GB001
1800	300/380/450	450/500	GB002
1800	300/380/450	450/500	GB003
1800	300/380/450	450/500	GB004
1800	300/380/450	450/500	GB005
1800	300/380/450	450/500	GB006

Standard Specifications	Locker product codes					
	GB001	GB002	GB003	GB004	GB005	GB006
No of doors	1	2	3	4	5	6
No of shelves including base	2	2	3	4	5	6
Coat Hooks per compartment	1	2	0	0	0	0
No of louvre vents per door	2	2	2	2	2	2
Hinge Type	Drop Hinge					
Lock Type	Hasp and Staple					
Standard Colour	Grey					

Lock description	Lock code	Locker product codes					
		GB001	GB002	GB003	GB004	GB005	GB006
Locking Options							
Cam Lock 1 way	L2	*	*	*	*	*	*
Latch Lock 1 way	L3	*	*	*	*	*	*
L Handle 1 way Cam Lock	L4	*	*	*	*	*	*
T Handle 1 way Cam Lock	L5	*	*	*	*	*	*
3 way padlock	L6	*	*				
L Handle 3 way Cam Lock	L7	*	*				
T Handle 3 way Cam Lock	L8	*	*				

Accessories description	Acc code	Accessories Available					
		GB001	GB002	GB003	GB004	GB005	GB006
Numbers	A1	*	*	*	*	*	*
Legs for single lockers	A2	*	*	*	*	*	*

continued on page 3...

Accessories description	Acc code	Accessories Available					
Leg set for locker banks	A3	*	*	*	*	*	*
Slope Top	A4	*	*	*	*	*	*
Various Louvre Options	A5	*	*	*	*	*	*
Colours	A6	*	*	*	*	*	*
Extra Shelves	A7	*	*				
Adjustable Feet	A9	*	*	*	*	*	*
Galvanised + Epoxy powder	A10	*	*	*	*	*	*
Piano Hinge	A11	*	*	*	*	*	*

Guardman Wall Mounted Lockers

GH004



*also available in 6 door

Product information

- Wall mounted option.
- Good quality and low price.

Product Dimensions			
Height	Width	Depth	Locker
mm	mm	mm	Code
300/380/450	1200/1800	450/500	GH004
300/380/450	1800	450/500	GH006

Standard Specifications	Locker product codes	
	GH004	GH006
No of doors	4	6
No of shelves including base	1	1
Coat Hooks per compartment	0	0
No of louvre vents per door	2	2
Hinge Type	Drop Hinge	
Lock Type	Hasp and Staple	
Standard Colour	Grey	

Lock description	Lock code	Locker product codes	
		GH004	GH006
		Locking Options	
Cam Lock 1 way	L2	*	*
Latch Lock 1 way	L3	*	*
L Handle 1 way Cam Lock	L4	*	*
T Handle 1 way Cam Lock	L5	*	*

continued on page 4...

Accessories description	Acc code	Accessories Available	
Numbers	A1	*	*
Slope Top	A4	*	*
Various Louvre Options	A5	*	*
Colours	A6	*	*
Galvanised + Epoxy powder	A10	*	*
Piano Hinge	A11	*	*

Guardman Storage & Wardrobe Lockers

GS001



GS002



GS003



Product information

GS001

- For general storage in office, workshop & garage.

GS002

- Clothing wardrobe for hostels, barracks & mobile homes.

GS003

- For storage of pamphlets, catalogs, flyers, note books etc.

Product Dimensions			
Height	Width	Depth	Locker
mm	mm	mm	Code
1800	900	450	GS001
1800	900	450	GS002
1800	900	450	GS003

Standard Specifications	Locker product codes		
	GS001	GS002	GS003
No of doors	2	2	2
No of shelves including base	5	1	N/A
No of half shelves including base	0	4	N/A
Hinge Type	Drop Hinge		
Lock Type	3 way Cam Lock		
Standard Body Colour	Cream		
Standard Door Colour	Light Brown		

Lock Description	Lock codes	Locker product codes		
		GS001	GS002	GS003
Locking Options				
Hasp & Staple for pad lock	L1	*	*	*
Cam Lock 1 way	L2	*	*	*
Latch lock 1 way	L3	*	*	*
L Handle 1 way Cam Lock	L4	*	*	*

continued on page 5...

Lock Description	Lock codes	Locker product codes		
		GS001	GS002	GS003
		Locking Options		
T Handle 1 way Cam Lock	L5	*	*	*
3 way padlock	L6	*	*	*
T Handle 3 way Cam Lock	L8	*	*	*

Accessories description	Acc code	Accessories Available		
Numbers	A1	*	*	*
Legs	A2	*	*	*
Slope Top	A4	*	*	*
Louvre styles	A5	*	*	*
Colours	A6	*	*	*
Extra Shelves	A7	*	*	*
Galvanised + Epoxy powder	A10	*	*	*
Piano Hinge	A11	*	*	*

Guardman Mini Lockit

GM15



Product information

GM15

- Security storage for watches, wallets, cell phones, spectacles, keys etc.

Product Dimensions			
Height	Width	Depth	Locker
mm	mm	mm	Code
560	1000	270	GM15

Standard Specifications	Locker product codes
	GM15
No of doors	15
No of compartments	15
Individual door size	140 (width)*160 mm (height)
Hinge Type	Piano Type
Lock Type	Cam Lock 1 way
Standard Colour	Grey

continued on page 6...

Lock Description	Lock codes	Locker product codes
		GM15
		Locking Options
Hasp & staple for padlock	L1	*
Latch Lock 1 way	L3	*

Accessories description	Acc code	Accessories Available	
Numbers	A1	*	*
Colours	A2	*	*
Galvanised + Epoxy powder	A10	*	*



Product information

- Individual post boxes.
- Wall mounted or floor standing.
- Front or back loading.

Product Dimensions				
Height	Width	Depth	Slot	Locker
mm	mm	mm	Opening	Code
1800	330	450/500	265 * 30	GPV006
330	1800	450/500	265 * 30	GPH006

Standard Specifications	Locker product codes	
	GPV006	GPH006
No of doors	6	6
No of compartments	6	6
Hinge Type	Piano Type	
Lock Type	Cam Lock 1 way	
Standard Colour	Grey	

Lock description	Lock codes	Locker product codes	
		GPV006	GPH006
		Locking Options	
Hasp & staple for padlock	L1	*	*
Latch Lock 1 way	L3	*	*

Accessories description	Acc code	Accessories Available	
Numbers	A1	*	*
Colours	A6	*	*
Galvanised + Epoxy powder	A10	*	*

Ventilex Baseline Lockers

V001



V002



V004



V006



Product information

- Improved ventilation.
- Locker contents visible.
- Holes punched in solid door.

Product Dimensions			
Height	Width	Depth	Locker
mm	mm	mm	Code
1800	300/380/450	450/500	V001
1800	300/380/450	450/500	V002
1800	300/380/450	450/500	V004
1800	300/380/450	450/500	V006

Lock description	Locker product codes					
	V001	V002	V003	V004	V005	V006
No of doors	1	2	3	4	5	6
No of shelves including base	2	2	3	4	5	6
Coat Hooks per compartment	1	2	0	0	0	0
Hinge Type	Drop Hinge					
Lock Type	Hasp and Staple					
Standard Colour	Grey					

Lock description	Lock code	Locker product codes					
		V001	V002	V003	V004	V005	V006
		Locking Options					
Cam Lock 1 way	L2	*	*	*	*	*	*
Latch Lock 1 way	L3	*	*	*	*	*	*
L Handle 1 way Cam Lock	L4	*	*	*	*	*	*
T Handle 1 way Cam Lock	L5	*	*	*	*	*	*
3 way padlock	L6	*	*				
L Handle 3 way Cam Lock	L7	*	*				
T Handle 3 way Cam Lock	L8	*	*				


Accessories description	Acc code	Accessories Available					
Numbers	A1	*	*	*	*	*	*
Legs for single lockers	A2	*	*	*	*	*	*
Leg set for locker banks	A3	*	*	*	*	*	*
Slope Top	A4	*	*	*	*	*	*

continued on page 8...

Accessories description	Acc code	Accessories Available					
Various Louvre Options	A5	*	*	*	*	*	*
Colours	A6	*	*	*	*	*	*
Extra Shelves	A7	*	*				
Adjustable Feet	A9	*	*	*	*	*	*
Galvanised + Epoxy powder	A10	*	*	*	*	*	*
Piano Hinge	A11	*	*	*	*	*	*

Ventilex Wall Mounted Lockers

VH004



Product information

- Wall mounted ventilated option.
- Locker contents visible.
- Holes punched in solid door.

Product Dimensions			
Height	Width	Depth	Locker
mm	mm	mm	Code
300/380/450	1200/1800	450/500	VH004
300/380/450	1800	450/500	VH006

Standard Specifications	Locker product codes	
	VH004	VH006
No of doors	4	6
No of shelves including base	1	1
Coat Hooks per compartment	0	0
No of louvre vents per door	2	2
Hinge Type	Drop Hinge	
Lock Type	Hasp and Staple	
Standard Colour	Grey	

Lock description	Lock code	Locker product codes	
		VH004	VH006
		Locking Options	
Cam Lock 1 way	L2	*	*
Latch Lock 1 way	L3	*	*
L Handle 1 way Cam Lock	L4	*	*
T Handle 1 way Cam Lock	L5	*	*

continued on page 9...

Accessories description	Acc code	Accessories Available	
Numbers	A1	*	*
Slope Top	A4	*	*
Various Louvre Options	A5	*	*
Colours	A6	*	*
Galvanised + Epoxy powder	A10	*	*
Piano Hinge	A11	*	*

Ventilex Storage & Wardrobe Lockers

VS002



Product information

VS001

- For general storage in office, workshop & garage.

VS002

- Clothing wardrobe for hostels, barracks & mobile homes.

VS003

- For storage of pamphlets, catalogs, flyers, note books etc.
- Wall mounted ventilation option.
- Locker contents visible.
- Holes punched in solid door.

Product Dimensions			
Height	Width	Depth	Locker
mm	mm	mm	Code
1800	900	450	VS001
1800	900	450	VS002
1800	900	450	VS003

Standard Specifications	Locker product codes		
	VS001	VS002	VS003
No of doors	2	2	2
No of full shelves including base	5	1	N/A
No of half shelves including base	0	4	N/A
Hinge Type	Drop Hinge		
Lock Type	3 Way LE 44		
Standard Body Colour	Cream		
Standard Door Colour	Light Brown		

Lock description	Lock code	Locker product codes		
		VS001	VS002	VS003
		Locking Options		
3 way padlock	L6	*	*	*


continued on page 10...

Lock description	Lock code	Locker product codes		
		VS001	VS002	VS003
		Locking Options		
T handle 3 way Cam Lock	L8	*	*	*


Accessories description	Acc code	Accessories Available		
Numbers	A1	*	*	*
Legs for single lockers	A2	*	*	*
Leg set for locker banks	A3	*	*	*
Slope Top	A4	*	*	*
Various Louvre Options	A5	*	*	*
Colours	A6	*	*	*
Extra Shelves	A7	*	*	*
Galvanised + Epoxy powder	A10	*	*	*
Piano Hinge	A11	*	*	*

Celebrity Baseline Lockers


CB001 Full Wood Door




CB002 Full Wood Door



CB004 Full Wood Door



CB006 Combo Door



Product information

- Stylish upmarket look.
- Combines steel body with Supawood door.
- Full wood finish available on request.
- Doors available in Cherry, Pink/White Beechwood, Red Oak, Maple, Sapele Mahogany and Mahogany.

Product Dimensions			
Height	Width	Depth	Locker
mm	mm	mm	Code
1800	300/380/450	450/500	CB001
1800	300/380/450	450/500	CB002
1800	300/380/450	450/500	CB003
1800	300/380/450	450/500	CB004
1800	300/380/450	450/500	CB005
1800	300/380/450	450/500	CB006

Standard Specifications	Locker product codes					
	CB001	CB002	CB003	CB004	CB005	CB006
No of doors	1	2	3	4	5	6
No of shelves including base	2	2	3	4	5	6
Door finish	Veneer Supawood					

continued on page 11...


Standard Specifications	Locker product codes					
	CB001	CB002	CB003	CB004	CB005	CB006
Coat Hooks per compartment	2	2	0	0	0	0
No of louvre vents per door	0	0	0	0	0	0
Hinge Type:Full Wood Door	Cabinet					
Hinge Type:Combo Door	Piano					
Lock Type	Latch Lock and Back Plate					
Standard Body Colour	Black					
Standard Door Finish	Beechwood Combo					

Lock description	Lock code	Locker product codes					
		CB001	CB002	CB003	CB004	CB005	CB006
		Locking Options					
Cam Lock 1 way	L2	*	*	*	*	*	*
3 way Padlock	L6	*	*	*	*	*	*
L Handle 3 way Cam Lock	L7	*	*				
T Handle 3 way Cam Lock	L8	*	*				


Accessories description	Acc code	Accessories Available					
Numbers	A1	*	*	*	*	*	*
Legs for single lockers	A2	*	*	*	*	*	*
Leg set for locker banks	A3	*	*	*	*	*	*
Slope Top	A4	*	*	*	*	*	*
Various Louvre Options	A5	*	*	*	*	*	*
Colours	A6	*	*	*	*	*	*
Extra Shelves	A7	*	*				
Filler Panels	A8	*	*	*	*	*	*
Galvanised + Epoxy powder	A10	*	*	*	*	*	*
Full Wood Doors	A17	*	*	*	*	*	*
Full Wood End Panels	A18	*	*	*	*	*	*

Celebrity Storage & Wardrobe Lockers

CS001, CS002 & CS003



CS001 Open



Product information

- Doors available in Cherry, Pink/White Beechwood, Red Oak, Maple, Sapele Mahogany and Mahogany.
- Full wood finish available on request.

CS001

- For general storage in office, workshop & garage.

CS002

- Clothing wardrobe for hostels, barracks & mobile homes.

CS003

- For storage of pamphlets, catalogs, flyers, note books etc.

Product Dimensions			
Height	Width	Depth	Locker
mm	mm	mm	Code
1800	900	450	CS001
1800	900	450	CS002
1800	900	450	CS003

Standard Specifications	Locker product codes		
	CS001	CS002	CS003
No of doors	2	2	2
No of full shelves including base	5	1	N/A
No of half shelves including base	0	4	N/A
Hinge Type: Full Wood Door	Cabinet		
Hinge Type: Combo Door	Piano		
Lock Type	L Handle 3 Way Cam Lock		
Standard Colour	Black		
Standard Door Finish	Beechwood Combo		

Lock description	Lock code	Locker product codes		
		CS001	CS002	CS003
		Locking Options		
3 way padlock	L6	*	*	*

Accessories description	Acc code	Accessories Available		
		CS001	CS002	CS003
Numbers	A1	*	*	*
Legs for single lockers	A2	*	*	*
Leg set for locker banks	A3	*	*	*
Slope Top	A4	*	*	*
Colours	A6	*	*	*
Extra Shelves	A7	*	*	*
Galvanised + Epoxy powder	A10	*	*	*
Full Wood Doors	A17	*	*	*
Full Wood End Panels	A18	*	*	*

Celebrity Mini Lockit

CM15 Combo



Product information

- Security storage for watches, wallets, cell phones, spectacles etc.
- Doors available in Cherry, Pink/White Beechwood, Red Oak, Maple, Sapele Mahogany and Mahogany.

Product Dimensions				
Height	Width	Depth	Compartment Opening	Locker
mm	mm	mm		Code
620	1000	270	150(h)*140(w)	CM15
820	1000	270	150(h)*140(w)	CM20
1220	1000	270	150(h)*140(w)	CM30

Standard Specifications	Locker product codes		
	CM15	CM20	CM30
No of doors	15	20	30
Individual door size	180(h)*180(w)	180(h)*180(w)	180(h)*180(w)
Hinge Type	Piano		
Lock Type	Cam Lock 1 way		
Standard Body Colour	Grey		
Standard Door Finish	Beechwood Combo		

Lock description	Lock code	Locker product codes		
		CM15	CM20	CM30
Locking Options				
Latch Lock 1 way with back plate	L3	*	*	*

Accessories description	Acc code	Accessories Available		
Numbers	A1	*	*	*
Colours	A6	*	*	*
Galvanised + Epoxy powder	A10	*	*	*

Celebrity Postal Lockers

CPV006 Full Wood Door



CPV010 Combo



Product information

- Individual post boxes.
- Wall mounted or floor standing.
- Front or back loading.
- Full wood finish available on request.
- Doors available in Cherry, Red Oak, Maple, Sapele Mahogany and Mahogany.

Product Dimensions				
Height	Width	Depth	Slot Opening	Locker
mm	mm	mm		Code
1800	380/450	400/450	30(h) * 280(w)	CPV006
1800	380/450	400/450	30(h) * 280(w)	CPV010
300	1800	400/450	30(h) * 280(w)	CPH006

Standard Specifications	Locker product codes		
	CPV006	CPV010	CPH006
No of doors	6	10	6
Individual door size	300(h)*340(w)	180(h)*340(w)	280(h)*300(w)
Hinge Type	Piano		
Lock Type	Cam Lock		
Standard Body Colour	Black		
Hinge Type	Beechwood Combo		

Lock description	Lock code	Locker product codes		
		CPV006	CPV010	CPH006
		Locking Options		
Hasp & staple for padlock	L1	*	*	*
Latch Lock 1 way with back plate	L3	*	*	*

Accessories description	Acc code	Accessories Available		
Numbers	A1	*	*	*
Leg for single locker	A2	*	*	
Leg Set for locker banks	A3	*	*	
Slope Top	A4	*	*	
Colours	A6	*	*	*
Galvanised + Epoxy powder	A10	*	*	*
Full Wood Doors	A17	*	*	
Full Wood End Panels	A18	*	*	*

Two Person Space Saver Locker

SS002



Product information

- Optimises limited floor space.
- Provides clothing and valuable goods storage for two people.
- Stylish one piece L shaped door designed for strength and rigidity.

Product Dimensions

Height	Width	Depth	Locker
mm	mm	mm	Code
1800	300/380/450	450/500	SS002

Standard Specifications

Standard Specifications	Locker product codes
	SS002
No of doors	2
No of shelves including base	3
Coat Hooks per compartment	2
No of louvre vents per door	3
Hinge Type	Drop Hinge
Lock Type	Hasp and Staple
Standard Colour	Grey

Lock description

Lock description	Lock code	Locker product codes
		SS002
		Locking Options
Cam Lock 1 way	L2	*
Latch Lock 1 way	L3	*
L Handle 1 way Cam Lock	L4	*
T Handle 1 way Cam Lock	L5	*
3 way padlock	L6	*
L Handle 3 way Cam Lock	L7	*
T Handle 3 way Cam Lock	L8	*


Accessories description

Accessories description	Acc code	Accessories Available
Numbers	A1	*
Leg for single locker	A2	*
Leg Set for locker banks	A3	*
Slope Top	A4	*
Various Louvre Options	A5	*
Colours	A6	*

continued on page 16...

Accessories description	Acc code	Accessories Available
Extra Shelves	A7	*
Adjustable Feet	A9	*
Galvanised + Epoxy powder	A10	*
Piano Hinge	A11	*

Securitec™ Heavy Duty Lockers



Product information

Heavy duty lockers that provide improved security at an affordable price.

Securitec™ Door Frame (Detail A):

- The frame and the door are the most vulnerable part of the locker and most likely to be damaged. The door and frame can be manufactured from 1.2mm or 1.6mm steel depending on the application.
- The sides are manufactured from 0.8 or 0.6 steel which saves costs while maintaining strength and rigidity.

Door stiffener and 3 way locking system (Detail B):

- The door is reinforced with a tamper resistant door stiffener on the leading edge of the door.
- 3 way Locking System further improves security, by locking at top, center and bottom.

Product Dimensions			
Height	Width	Depth	Locker
mm	mm	mm	Code
1800	300/380/450	450/500/600	S001
1800	300/380/450	450/500/600	S002
1800	300/380/450	450/500/600	S003
1800	300/380/450	450/500/600	S004
1800	300/380/450	450/500/600	S005
1800	300/380	450/500/600	S006



Detail B:

Standard Specifications	Locker product codes					
	S001	S002	S003	S004	S005	S006
No of doors	1	2	3	4	5	6
No of shelves including base	2	2	3	4	5	6
Coat Hooks per compartment	2	2	0	0	0	0
Hinge Type	Piano					
Lock Type	3 way padlock			Integral Hasp and Staple		
Standard Colour	Grey					

Lock description	Lock code	Locker product codes					
		S001	S002	S003	S004	S005	S006
Locking Options							
Hasp & Staple	L1	*	*	*	*	*	*
Cam Lock 1 Way	L2	*	*	*	*	*	*

continued on page 17...

Standard Specifications	Lock code	Locker product codes					
		S001	S002	S003	S004	S005	S006
		Locking Options					
Latch Lock 1 way	L3	*	*	*	*	*	*
L Handle 1 way Cam Lock	L4	*	*	*	*	*	*
T Handle 1 way Cam Lock	L5	*	*	*	*	*	*
3 way padlock	L6	*	*				
L Handle 3 Way Cam Lock	L7	*	*				
T Handle 3 Way Cam Lock	L8	*	*				

Accessories description	Acc code	Accessories Available					
Numbers	A1	*	*	*	*	*	*
Legs for single lockers	A2	*	*	*	*	*	*
Leg set for locker banks	A3	*	*	*	*	*	*
Slope Top	A4	*	*	*	*	*	*
Various Louvre Options	A5	*	*	*	*	*	*
Colours	A6	*	*	*	*	*	*
Extra Shelves	A7	*	*				
Adjustable Feet	A9	*	*	*	*	*	*
Galvanised + Epoxy powder	A10	*	*	*	*	*	*

Workwear Dispensing Lockers with Horizontal Hatch

WH001 Horizontal non lockable swivel hatch



WH001 Horizontal overall slot opening



WH002 Horizontal non lockable swivel hatch with boot compartment



} Boot Locker

Product information

- Designed for overall / workwear distribution.
- Separate clothing and overall / workwear section.
- Pilfering panel denies access to clothing section.
- Boot storage can be incorporated (See WH002 image above).

Product Dimensions			Hatch Dimensions		No of doors	Locker codes
Height	Width	Depth	Height	Width		
mm	mm	mm	mm	mm		
1800	300/380/450	450/500/600	200	240/320/390	1	WH001
1800	300/380/450	450/500/600	200	240/320/390	2	WH002

Standard Specifications	Locker product codes	
	WH001	WH002
No of doors	1	2
No of shelves including base	1	2
Coat Hooks per compartment	2	2




continued on page 18...

Standard Specifications	Locker product codes
	WH001 WH002
Hinge Type	Drop Hinge
Hatch Type	Open
Lock type	Integral Hasp and Staple
Standard Colour	Grey

Standard Specifications	Lock code	Locker product codes	
		WH001	WH002
		Locking Options	
Hasp & Staple	L1	*	*
Cam Lock 1 Way	L2	*	*
Latch Lock 1 way	L3	*	*
L Handle 1 way Cam Lock	L4	*	*
T Handle 1 way Cam Lock	L5	*	*
3 way padlock	L6	*	*
L Handle 3 Way Cam Lock	L7	*	*
T Handle 3 Way Cam Lock	L8	*	*

Accessories description	Acc code	Accessories Available	
Numbers	A1	*	*
Legs for single lockers	A2	*	*
Leg set for locker banks	A3	*	*
Slope Top	A4	*	*
Various Louvre Options	A5	*	*
Colours	A6	*	*
Extra Shelves	A7	*	*
Adjustable Feet	A9	*	*
Galvanised + Epoxy powder	A10	*	*
Piano Hinge	A11	*	*
Pilfering Channel	A13	*	*
Non Locking Hatch Door	A14	*	*
Locking Hatch Door	A15	*	*
Boot compartment: Height of compartment 200mm	A16	*	*
Locking/Non Locking Horizontal Swivel Hatch	A19	*	*

Workwear Dispensing Lockers with Vertical Hatch

<div style="background-color: #008000; color: white; padding: 2px; font-weight: bold; margin-bottom: 5px;">WV002 Lockable vertical overall door</div> 	<div style="background-color: #008000; color: white; padding: 2px; font-weight: bold; margin-bottom: 5px;">WV002 Vertical overall slot opening</div> 	<div style="background-color: #008000; color: white; padding: 2px; font-weight: bold; margin-bottom: 5px;">WV002 Lockable vertical overall door</div>  <div style="margin-top: 10px;"> > Boot Locker </div>
---	--	--

Product information

- Designed for overall / workwear distribution.
- Separate clothing and overall / workwear section.
- Pilfering panel denies access to clothing section.
- Boot storage can be incorporated (See WV002 image above).

Product Dimensions			Hatch Dimensions		No of doors	Locker codes
Height	Width	Depth	Height	Width		
mm	mm	mm	mm	mm		
1800	300/380/450	450/500/600	250	70	1	WV001
1800	300/380/450	450/500/600	250	70	2	WV002

Standard Specifications	Locker product codes	
	WV001	WV002
No of doors	1	2
No of shelves including base	1	1
Coat Hooks per compartment	2	4
Hinge Type	Drop Hinge	
Hatch Type	Open	
Lock type	Integral Hasp and Staple	
Standard Colour	Grey	

Lock description	Lock code	Locker product codes	
		WV001	WV002
		Locking Options	
Hasp & Staple	L1	*	*
Cam Lock 1 Way	L2	*	*
Latch Lock 1 way	L3	*	*
L Handle 1 way Cam Lock	L4	*	*
T Handle 1 way Cam Lock	L5	*	*
3 way padlock	L6	*	*
L Handle 3 Way Cam Lock	L7	*	*
T Handle 3 Way Cam Lock	L8	*	*

Accessories description	Acc code	Accessories Available	
Numbers	A1	*	*
Legs for single lockers	A2	*	*
Leg set for locker banks	A3	*	*
Slope Top	A4	*	*
Various Louvre Options	A5	*	*
Colours	A6	*	*
Extra Shelves	A7	*	*
Adjustable Feet	A9	*	*
Galvanised + Epoxy powder	A10	*	*
Piano Hinge	A11	*	*
Pilfering Channel	A13	*	*
Non Locking Hatch Door	A14	*	*
Locking Hatch Door	A15	*	*
Boot compartment: Height of compartment 200mm	A16	*	*

Multi Door Workwear Dispensing and Collection Lockers

MDW010



Product information

- Stores and dispenses overalls in change house.
- Each internal small door stores one overall.
- Users have access to their own individual secure compartments.
- Bulk loading through main outer door, available in front and rear loading.

Locker Dimensions			Main Door Dimensions		Mini Inv. Door Dimensions			
Height	Width	Depth	Height	Width	Height	Width	No of doors	Locker codes
mm	mm	mm	mm	mm	mm	mm		
1800	380/450	450/500/600	1720	310/380	166	250/320	8	MDW008
1800	380	450/500/600	1720	310	207.5	250	10	MDW010

Standard Specifications	Locker product codes	
	MDW008	MDW010
No of doors	8 plus main door	10 plus main door
Hinge Type	Piano Hinge	
Lock type	Cam Lock	
Standard Colour	Grey	

Lock description	Lock code	Locker product codes	
		MDW008	MDW010
Locking Options			
Main Door-singular:			
Cam Lock 1 way	L2	*	*
Latch Lock 1 way	L3	*	*
L Handle 1 way Cam Lock	L4	*	*
T Handle 1 way Cam Lock	L5	*	*
3 way padlock	L6	*	*
L Handle 3 way Cam Lock	L7	*	*
T Handle 3 way Cam Lock	L8	*	*
Mini Individual Doors:			
Cam Lock 1 way	L2	*	*
Latch Lock 1 way	L3	*	*

Accessories description	Acc code	Accessories Available	
Numbers	A1	*	*
Leg for single locker	A2	*	*
Leg Set for locker banks	A3	*	*
Slope Top	A4	*	*

continued on page 21...

Accessories description	Acc code	Accessories Available	
Colours	A6	*	*
Galvanised + Epoxy powder	A10	*	*

Coin Operated Lockers

CL003



Product information

- Ideal for railway stations, bus terminals, amusement parks, swimming pools etc.
- Provide secure storage facilities.
- Lock is activated by means of coin, token or card.

Product Dimensions			
Height	Width	Depth	Locker
mm	mm	mm	Code
1800	300/380/450	450/600/750/900	CL001
1800	300/380/450	450/600/750/900	CL002
1800	300/380/450	450/600/750/900	CL003
1800	300/380/450	450/600/750/900	CL004
1800	300/380/450	450/600/750/900	CL005
1800	300/380/450	450/600/750/900	CL006

Standard Specifications	Locker product codes					
	CL001	CL002	CL003	CL004	CL005	CL006
No of doors	1	2	3	4	5	6
No of shelves including base	2	2	3	4	5	6
Hinge Type	Concealed					
Lock Type	Coin / Token / Card operated					
Standard Colour	Grey					

Lock description	Lock code	Locker product codes					
		CL001	CL002	CL003	CL004	CL005	CL006
Locking Options							
Coin/Token Retain: Metered or non metered	L9N/L9M	*	*	*	*	*	*
Coin/Token Return: Metered or non metered	L10N/L10M	*	*	*	*	*	*

continued on page 22...

Accessories description	Acc code	Accessories Available					
Numbers	A1	*	*	*	*	*	*
Legs	A2	*	*	*	*	*	*
Leg sets for locker banks	A3	*	*	*	*	*	*
Slope Top	A4	*	*	*	*	*	*
Various Louvre Options	A5	*	*	*	*	*	*
Colours	A6	*	*	*	*	*	*
Extra Shelves	A7	*	*				
Adjustable Feet	A9	*	*	*	*	*	*
Galvanised + Epoxy powder	A10	*	*	*	*	*	*

Laptop lockers

LL010



LL010 Open and
Chargable Compartment



Product information

- Ideal for business, government, school and university.
- Secure laptop storage.
- Charging outlets available if required.
- Suitable for most sized laptops.

Product Dimensions			
Height	Width	Depth	Locker
mm	mm	mm	Code
1800	400/450	400/450	LL010

Standard Specifications	Locker product codes
	LL010
No of doors	10
No of compartments	10
Individual door size	390/440 (width)*170 mm (height)
Hinge Type	Butt Hinge
Lock Type	Latch Lock with back plate
Standard Colour	Grey

Lock Description	Lock codes	Locker product codes
		GM15
		Locking Options
Cam Lock 1 way	L2	*

Accessories description	Acc code	Accessories Available
Numbers	A1	*

continued on page 23...

Accessories description	Acc code	Accessories Available
Leg for single locker	A2	*
Leg Set for locker banks	A3	*
Slope Top	A4	*
Colours	A6	*
Galvanised + Epoxy powder	A10	*

Cell Phone Mini Lockit

CPM25



Tamper proof back plate

Product information

- Heavy duty secure storage for cell phones.
- Available with or without master door (central control point).
- Cam Lock fitted with tamper proof back plate.

Product Dimensions			
Height	Width	Depth	Locker
mm	mm	mm	Code
575	525	150/200	CPM25








Standard Specifications	Locker product codes
	CPM25
No of doors	25
No of compartments	25
Individual door size	85 mm (width) * 100mm (height)
Hinge Type	Tamper proof internal Hinge
Lock Type	Cam Lock 1 way
Standard Colour	Grey

Lock Description	Lock codes	Locker product codes
		CPM25
		Locking Options
Hasp & staple for padlock	L1	*
Latch Lock 1 way	L3	*




Accessories description	Acc code	Accessories Available
Numbers	A1	*
Colours	A6	*
Galvanised + Epoxy powder	A10	*

Product information

Refer to standard specifications on lockers to see what options are available for each locker.

Code	Locks	Description
L1		<p>Hasp & Staple</p> <ul style="list-style-type: none"> • Use with padlock. • Padlocks available from Greenfield if required.
L2		<p>Cam Lock 1 way</p> <ul style="list-style-type: none"> • Locks door at the centre of the body. • Master keys available. • Cannot accommodate padlock. • Key operation.
L3		<p>Latch Lock 1 way</p> <ul style="list-style-type: none"> • Locks door at the centre of the body. • Accommodates padlock.
L4		<p>L handle 1 way Cam Lock</p> <ul style="list-style-type: none"> • Locks door at the centre of the body. • Master keys available. • Cannot accommodate padlock. • Key operation.
L5		<p>T handle 1 way Cam Lock</p> <ul style="list-style-type: none"> • Locks door at the centre of the body. • Master keys available. • Cannot accommodate padlock. • Key operation.
L6		<p>3 way padlock</p> <ul style="list-style-type: none"> • 3 way operation locks door to the body of the locker at the base,centre and top. • Operates in combination with padlock to provide additional security.
L7		<p>L handle 3 way Cam Lock</p> <ul style="list-style-type: none"> • 3 way operation locks door to the body of the locker at the base,centre and top. • Key operated. • Master keys available.

continued on page 25...

Code	Locks	Description
L8		T handle 3 way Cam Lock <ul style="list-style-type: none"> • 3 way operation locks door to the body of the locker at the base,centre and top. • Key operated. • Master keys available.
L9N/ L9M		Coin/Token Retain <ul style="list-style-type: none"> • Coin or token operated. • Coin or token is retained in exchange for usage. • Lock metered (determine compartment usage) or non metered.
L10N/ L10M		Coin/Token Returned <ul style="list-style-type: none"> • Coin or token operated. • Coin or token is returned after usage. • Lock metered (determine compartment usage) or non metered.






Locker Accessories

Product information








Refer to standard specifications on lockers to see what options are available for each locker.

Code	Accessories	Description
A1		Numbers <ul style="list-style-type: none"> • Aluminium numbers with black letters.
A2		Legs <ul style="list-style-type: none"> • Single legs as part of the locker body.
A3		Leg Sets <ul style="list-style-type: none"> • Manufactured to suit required bank length.
A4		Slope Top <ul style="list-style-type: none"> • Prevents storage of items on the top of the locker and prevents dust and debris collection. • Easy to clean.

continued on page 26...

Code	Accessories	Description
A5		<p>Louvre Styles</p> <ul style="list-style-type: none"> • Provides ventilation to locker. • Various styles available.
A6		<p>Colours</p> <ul style="list-style-type: none"> • Can be ordered to suit your requirements. • Subject to minimum quantities.
A7	<p>Extra shelves are available on request.</p>	<p>Extra Shelves</p> <ul style="list-style-type: none"> • Can be ordered to suit your requirements.
A8	<p>Filler panels are available on request to fill blank/empty spaces between perpendicular banks of lockers.</p>	<p>Filler Panels</p> <ul style="list-style-type: none"> • Finishes gaps between walls and lockers.
A9		<p>Adjustable feet</p> <ul style="list-style-type: none"> • Levels lockers where floors are not level.
A10		<p>Galvanised & Epoxy</p> <ul style="list-style-type: none"> • All lockers are made from commercial grade cold rolled steel. • We chemically pretreat metal with a cleaning phosphate and metal preparation process. • Finished coat shall be a high quality powder coated finish. • Galavanised steel powder coated is recommended for high humidity areas.
A11		<p>Piano Hinge</p> <ul style="list-style-type: none"> • Prevents the door from being taken off in the open position.
A12		<p>Drop Hinge</p> <ul style="list-style-type: none"> • The standard entry level hinge on most locker doors.

continued on page 27...

Code	Accessories	Description
A13		<p>Pilfering panel</p> <ul style="list-style-type: none"> • Used in the workwear lockers to prevent intrusion into clothing section of locker.
A14		<p>Non Locking Hatch Door</p> <ul style="list-style-type: none"> • Door closes off pilfering panel to give finished look. • Non-lockable option.
A15		<p>Locking Hatch Door</p> <ul style="list-style-type: none"> • Door closes off pilfering panel to give finished look. • Lockable option.
A16		<p>Boot Compartment</p> <ul style="list-style-type: none"> • Provides a separate storage facility for the worker's boots.
A17		<p>Full Wood Door</p> <ul style="list-style-type: none"> • Only available in the Celebrity Range. • The front of the locker has a full wood finish.
A18	 <p data-bbox="544 1547 676 1576">End Panel</p>	<p>Full Wood Panels</p> <ul style="list-style-type: none"> • Wooden end panels available to cover steel ends of locker body.
A19		<p>Locking/Non Locking Horizontal Swivel Hatch</p> <ul style="list-style-type: none"> • Used in the workwear dispensing range. • A swivel hatch prevents intrusion in clothing section of locker. • Swivel hatch maximises hanging space in locker. • Available in locking and non-locking option.

Wall Mounted Bench Range

Single Sided

WMA001



WMR001



WMS001



Product information

- Benches optimise floor space by using walls for seating.
- Manufactured in standard lengths or to customers specific requirements.
- Can be manufactured in, angle iron, square or round tubing.
- Range of accessories available.
- Meranti slats are used as standard. Other wood types available on request.
- Wall Fixing Plates have pre punched holes.
- Colours available to customers requirements.
- Electro-galvanised plus powder coating recommended for wet and high humidity areas.
- Slats available in 150mm and 75mm widths.

Standard Specifications	Bench Product Codes		
	Angle iron WMA001	Round tubing WMR001	Square tubing WMS001
Product Dimensions			
Standard lengths - mm	1200/1500/1800	1200/1500/1800	1200/1500/1800
Seat height - mm	400	400	400
Seat width - mm	400	400	400
No of seat slats			
Option 1-150 mm wide slats	2	2	2
Option 2-75 mm wide slats	4	4	4
Option 3-50 mm wide slats	6	6	6
Seat finish	Meranti	Meranti	Meranti
Bench frame			
Material	40X 40 X3	38.1 X 1.2 WT	38 X 38 X1.2WT/ 50 X 50 X 1.2WT
Wall Fixing Plate	Yes	Yes	Yes
Finish	Powder coated	Powder coated	Powder coated
Colour	Grey	Grey	Grey

Accessories Available	Bench Product Codes		
	Angle iron WMA001	Round tubing WMR001	Square tubing WMS001
Adjustable feet	No	Yes	No
Back Rest	Yes	Yes	Yes
Base Plate	No	Yes	No
Perforated steel seating	Yes	Yes	Yes
Solid steel slats	Yes	Yes	Yes
Coat Rail + Hooks	No	No	No
Wall Rail + Hooks	Yes	Yes	Yes
Electro galvanised + powder coating	Yes	Yes	Yes

Floor Standing Bench Range

Single Sided

FAS002



FRS002



FSS002



Product information

- Benches optimise floor space in change room.
- Manufactured in standard lengths or to customer requirements.
- Can be manufactured in, angle iron, square or round tubing.
- Range of accessories available.
- Meranti slats are used as standard. Other wood types available on request.
- Floor fixing or adjustable legs available. Floor fixing base plates are pre-punched with holes.
- Colours available to customers requirements.
- Electro-galvanised plus powder coating recommended for wet and high humidity areas.
- Slats available in 150mm and 75mm widths.

Standard Specifications	Bench Product Codes		
	Angle iron FAS002	Round tubing FRS002	Square tubing FSS002
Product Dimensions			
Standard lengths - mm	1200/1500/1800	1200/1500/1800	1200/1500/1800
Seat height - mm	400	400	400
Seat width - mm	400	400	400
No of seat slats			
Option 1-150 mm wide slats	2	2	2
Option 2-75 mm wide slats	4	4	4
Option 3-50 mm wide slats	6	6	6
Seat finish	Meranti	Meranti	Meranti
Bench frame			
Material	40X 40 X3	38.1 X 1.2 WT	38.1 X 38.1 X1.2 WT/ 50 X 50 X 1.2 WT
Base Plate	Yes	Yes	Yes
Finish	Powder coated	Powder coated	Powder coated
Colour	Grey	Grey	Grey

Accessories Available	Bench Product Codes		
	Angle iron FAS002	Round tubing FRS002	Square tubing FSS002
Adjustable feet	Yes	Yes	Yes
Back Rest	No	No	No
Perforated steel seating	Yes	Yes	Yes
Solid steel slats	Yes	Yes	Yes
Coat Rail + Hooks	Yes	Yes	Yes
Wall Rail + Hooks	Yes	Yes	Yes
Electro galvanised + powder coating	Yes	Yes	Yes

Floor Standing Bench Range

Double Sided

FAD002

Image currently being updated.
Refer to Sales Office for details.

FRD002



FSD002



Product information

- Benches optimise floor space in change room.
- Manufactured in standard lengths or to customer requirements.
- Can be manufactured in, angle iron, square or round tubing.
- Range of accessories available.
- Meranti slats are used as standard. Other wood types available on request.
- Floor fixing or adjustable legs available. Floor fixing base plates are pre-punched with holes.
- Colours available to customers requirements.
- Electro-galvanised plus powder coating recommended for wet and high humidity areas.
- Slats available in 150mm and 75mm widths.

Standard Specifications	Bench Product Codes		
	Angle iron FAD002	Round tubing FRD002	Square tubing FSD002
Product Dimensions			
Standard lengths - mm	1200/1500/1800	1200/1500/1800	1200/1500/1800
Seat height - mm	400	400	400
Seat width - mm	800	800	800
No of seat slats			
Option 1-150 mm wide slats	4	2	2
Option 1-75 mm wide slats	8	8	8
Option 32-50 mm wide slats	12	12	12
Seat finish	Meranti	Meranti	Meranti
Bench frame			
Material	40X 40 X3	38.1 X 1.2 WT	38.1 X 38.1 X1.2 WT/ 50 X 50 X 1.2 WT
Base Plate	Yes	Yes	Yes
Finish	Powder coated	Powder coated	Powder coated
Colour	Grey	Grey	Grey

Accessories Available	Bench Product Codes		
	Angle iron FAD002	Round tubing FRD002	Square tubing FSD002
Adjustable feet	Yes	Yes	Yes
Back Rest	Yes	Yes	Yes
Perforated steel seating	Yes	Yes	Yes
Solid steel slats	Yes	Yes	Yes
Coat Rail + Hooks	Yes	Yes	Yes
Wall Rail + Hooks	Yes	Yes	Yes
Electro galvanised + powder coating	Yes	Yes	Yes

Locker Bench Range

Single Sided

LBAS003



LBRS003



LBSS003



Product information

- Locker bench units combines storage and seating requirements for changeroom.
- Manufactured in standard lengths or to customer requirements.
- Can be manufactured in angle iron, square or round tubing.
- Lockers are elevated to allow for easy cleaning and protect lockers from cleaning liquids and floor water.
- Range of accessories available.
- Meranti slats are used as standard. Other wood types available on request.
- Floor fixing or adjustable legs available. Floor fixing base plates are pre-punched with holes.
- Colours available to customers requirements.
- Electro-galvanised plus powder coating recommended for wet and high humidity areas.
- Slats available in 150mm and 75mm widths.

Standard Specifications	Bench Product Codes		
	Angle iron LBAS003	Round tubing LBRS003	Square tubing LBSS003
Product Dimensions			
Standard lengths - mm	1200/1500/1800	1200/1500/1800	1200/1500/1800
Seat height - mm	400	400	400
Seat width - mm	370	370	370
Locker Bench width - mm	820	820	820
No of seat slats			
Option 1-150 mm wide slats	2	2	2
Option 2-75 mm wide slats	4	4	4
Option 3-50 mm wide slats	6	6	6
Seat finish	Meranti	Meranti	Meranti
Bench frame			
Material	40X 40 X3	38.1 X 1.2 WT	38.1 X 38.1 X1.2 WT/ 50 X 50 X 1.2 WT
Base Plate	Yes	Yes	Yes
Finish	Powder coated	Powder coated	Powder coated
Colour	Grey	Grey	Grey

Accessories Available	Bench Product Codes		
	Angle iron LBAS003	Round tubing LBRS003	Square tubing LBSS003
Adjustable feet	Yes	Yes	Yes
Perforated steel seating	Yes	Yes	Yes
Solid steel slats	Yes	Yes	Yes
Electro galvanised + powder coating	Yes	Yes	Yes

Locker Bench Range

Double Sided

LBAD003



LBRD003



LBSD003



Product information

- Double sided lockers accommodate 2 lockers back to back.
- Locker bench units combines storage and seating requirements for changeroom.
- Manufactured in standard lengths or to customer requirements.
- Can be manufactured in angle iron, square or round tubing.
- Lockers are elevated to allow for easy cleaning and protect lockers from cleaning liquids and floor water.
- Range of accessories available.
- Meranti slats are used as standard. Other wood types available on request.
- Floor fixing or adjustable legs available. Floor fixing base plates are pre-punched with holes.
- Colours available to customers requirements.
- Electro-galvanised plus powder coating recommended for wet and high humidity areas.
- Slats available in 150mm and 75mm widths.

Standard Specifications	Bench Product Codes		
	Angle iron LBAD003	Round tubing LBRD003	Square tubing LBSD003
Product Dimensions			
Standard lengths - mm	1200/1500/1800	1200/1500/1800	1200/1500/1800
Seat height - mm	400	400	400
Seat width - mm	370	370	370
Locker Bench width - mm	1640	1640	1640
No of seat slats			
Option 1-150 mm wide slats	4	4	4
Option 1-75 mm wide slats	8	8	8
Option 32-50 mm wide slats	12	12	12
Seat finish	Meranti	Meranti	Meranti
Bench frame			
Material	40X 40 X3	38.1 X 1.2 WT	38.1 X 38.1 X1.2 WT/ 50 X 50 X 1.2 WT
Base Plate	Yes	Yes	Yes
Finish	Powder coated	Powder coated	Powder coated
Colour	Grey	Grey	Grey

Accessories Available	Bench Product Codes		
	Angle iron LBAD003	Round tubing LBRD003	Square tubing LBSD003
Adjustable feet	Yes	Yes	Yes
Perforated steel seating	Yes	Yes	Yes
Solid steel slats	Yes	Yes	Yes
Electro galvanised + powder coating	Yes	Yes	Yes

Locker Stands Range

Single Sided

LSAS004



Angle iron leg

LSRS004



Round tubular leg

LSSS004



Square tubing leg

Product information

- Single locker stands accommodate single lockers.
- Manufactured in standard lengths or to customer requirements.
- Manufactured in standard height of 150mm or to customers requirements.
- Can be manufactured in angle iron, square or round tubing.
- Lockers are elevated to allow for easy cleaning and protect lockers from cleaning liquids and floor water.
- Floor fixing or adjustable legs available. Floor fixing base plates are pre-punched with holes.
- Colours to customers requirements available.
- Electro-galvanised plus powder coating recommended for wet and high humidity areas.

Standard Specifications	Bench Product Codes		
	Angle iron LSAS004	Round tubing LSRS004	Square tubing LSSS004
Product Dimensions			
Standard lengths - mm	1200/1500/1800	1200/1500/1800	1200/1500/1800
Stand height - mm	150/200/300/400	150/200/300/400	150/200/300/400
Stand width - mm	450	450	450
Bench frame			
Material	40X 40 X3	38.1 X 1.2 WT	38 X 38 X1.2 WT/ 50 X 50 X 1.2 WT
Base Plate	Yes	Yes	Yes
Finish	Powder coated	Powder coated	Powder coated
Colour	Grey	Grey	Grey

Accessories Available	Bench Product Codes		
	Angle iron LSAS004	Round tubing LSRS004	Square tubing LSSS004
Adjustable feet	Yes	Yes	Yes
Electro galvanised + powder coating	Yes	Yes	Yes

Locker Stands Range

Double Sided

LSAD004



Angle iron leg

LSRD004



Round tubular leg

LSSD004



Square tubular leg

Product information

- Double sided stands accommodate 2 lockers.
- Locker stands elevate lockers from floor to allow easy cleaning and protect lockers from cleaning liquids and floor water.
- Manufactured in standard lengths or to customer requirements.
- Manufactured in standard height of 150mm or to customers requirements.
- Can be manufactured in angle iron, square or round tubing.
- Range of accessories available.
- Floor fixing or adjustable legs available. Floor fixing base plates are pre-punched with holes.
- Colours available to customers requirements.
- Electro-galvanised plus powder coating recommended for wet and high humidity areas.

Standard Specifications	Bench Product Codes		
	Angle iron LSAD004	Round tubing LSRD004	Square tubing LSSD004
Product Dimensions			
Standard lengths - mm	1200/1500/1800	1200/1500/1800	1200/1500/1800
Stand height - mm	150/200/300/400	150/200/300/400	150/200/300/400
Stand width - mm	900	900	900
Bench frame			
Material	40X 40 X3	38.1 X 1.2 WT	38 X 38 X1.2 WT/ 50 X 50 X 1.2 WT
Base Plate	Yes	Yes	Yes
Finish	Powder coated	Powder coated	Powder coated
Colour	Grey	Grey	Grey

Accessories Available	Bench Product Codes		
	Angle iron LSAD004	Round tubing LSRD004	Square tubing LSSD004
Adjustable feet	Yes	Yes	Yes
Electro galvanised + powder coating	Yes	Yes	Yes

Canteen Bench Range

6 Seater CB6S



4 Seater CB4S



Product information

- Our range of canteen benches provide good value, durability and style that enhances any canteen.
- Various finishes are available as well as a range of colours.
- Stainless Steel and Galvanised tops are available.
- Colours available to customers requirements.
- Electro-galvanised plus powder coated legs are recommended for wet and high humidity areas.

Standard Specifications	Bench Product Codes	
	6 Seater CB6S	4 Seater CB4S
Product Dimensions		
Standard lengths - mm	1780	1140
Seat height - mm	400	400
Seat width - mm	250	250
Canteen Bench Unit width - mm	1450	1450
Canteen Bench Top Specifications		
Top lengths - mm	1780	1140
Top Width - mm	560	560
Top Thickness - mm	1.2 WT	1.2 WT
Bench frame		
Material	Mild Steel	Mild Steel
Finish	Powder coated	Powder coated
Colour	Grey	Grey

Accessories Available	Bench Product Codes	
	6 Seater CB6S	4 Seater CB4S
Stainless Steel Top	Yes	Yes
Galvanised Top	Yes	Yes
Perforated steel seating	Yes	Yes
Electro galvanised + powder coating	Yes	Yes
Back Rest	Yes	Yes

Disclaimer: The company pursues a policy of continuous improvement to designs and the performance of products and services and therefore reserves the right to vary the specifications of any of its products and services without prior notice.